


LAMINATED INSTRUCTION CARD – TEST SET III

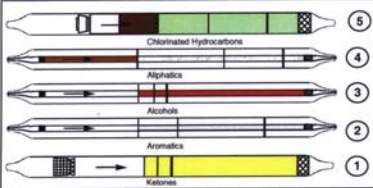
P/N 4056091

- Provides a quick reference guide to the test procedure and interpretation of results when using HazMat Simultest Set III

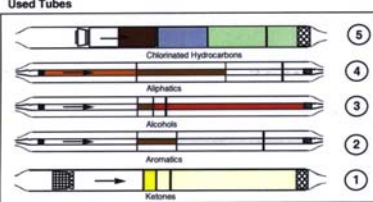


Simultaneous Test-Set III 8101770 (Organic Gases)

Unused Tubes



Used Tubes



Evaluating Readings

Substance	Color Change	1 st Line	2 nd Line
5. Chlorinated Hydrocarbons	Green-blue ⇄ Gray-blue	1000 ppm	5000 ppm
4. Aliphatics	White ⇄ Brown	200 ppm	1000 ppm
3. Alcohols	Orange ⇄ Brown	100 ppm	500 ppm
2. Aromatics	White ⇄ Brown	50 ppm	100 ppm
1. Ketones	Light-yellow ⇄ Dark-yellow	50 ppm	100 ppm

Intended Use
Semi-quantitative measurement of unknown organic vapors (i.e. solvents and fuels).

Ambient Conditions
- Temperature: 10°C to 30°C
- Humidity: 5 to 15 mg H₂O/L

The range quoted for temperature and humidity applies to calibrations with the original substances, semi-quantitative measurements outside this range are also possible. Water aerosols can cause faulty low readings.

Making Measurements

1. Open tubes only on the pump side first (arrow direction). Place glasscutter of opener on sloped edge of rubber block and scratch all five tube ends.
2. Push opener completely over rubber block, with the glasscutter uppermost. Push lever down and break tubes open.
3. Insert set of tubes into the adapter in the direction of the arrow.
4. Scratch tubes at opposite ends and break tips off as described.
5. Draw air through the tubes, using 10 complete strokes of the pump. One stroke takes 2 to 6 seconds.

Dräger Safety, Inc., 101 Technology Drive, Pittsburgh, PA 15275 • 800-922-5518

P/N 4056091 Rev. 0